DTH DRILLING TOOLS

CATALOGUE

GONAR has been operating on the international market since 1974. We have almost 50 years of experience manufacturing mining, tunneling & geotechnical tools. Using only quality raw materials from European suppliers, in combination with our in-house heat treatment processes, in our high-tech innovative production facilities, we can guarantee assured quality.

Our Quality department is fully equipped to provide dimensional and metallurgical verification and materials mechanical testing. Our Sintering Plant producing carbides in controlled vacuum ovens, assuring the highest product quality. These facilities support our R&D of new products and our ability to provide a quick prototype turn-around.

All of our DTH hammers are tested at assembly to ensure customer satisfaction.

To sum up we are a dynamic company aiming to become leaders in technology and product innovation.

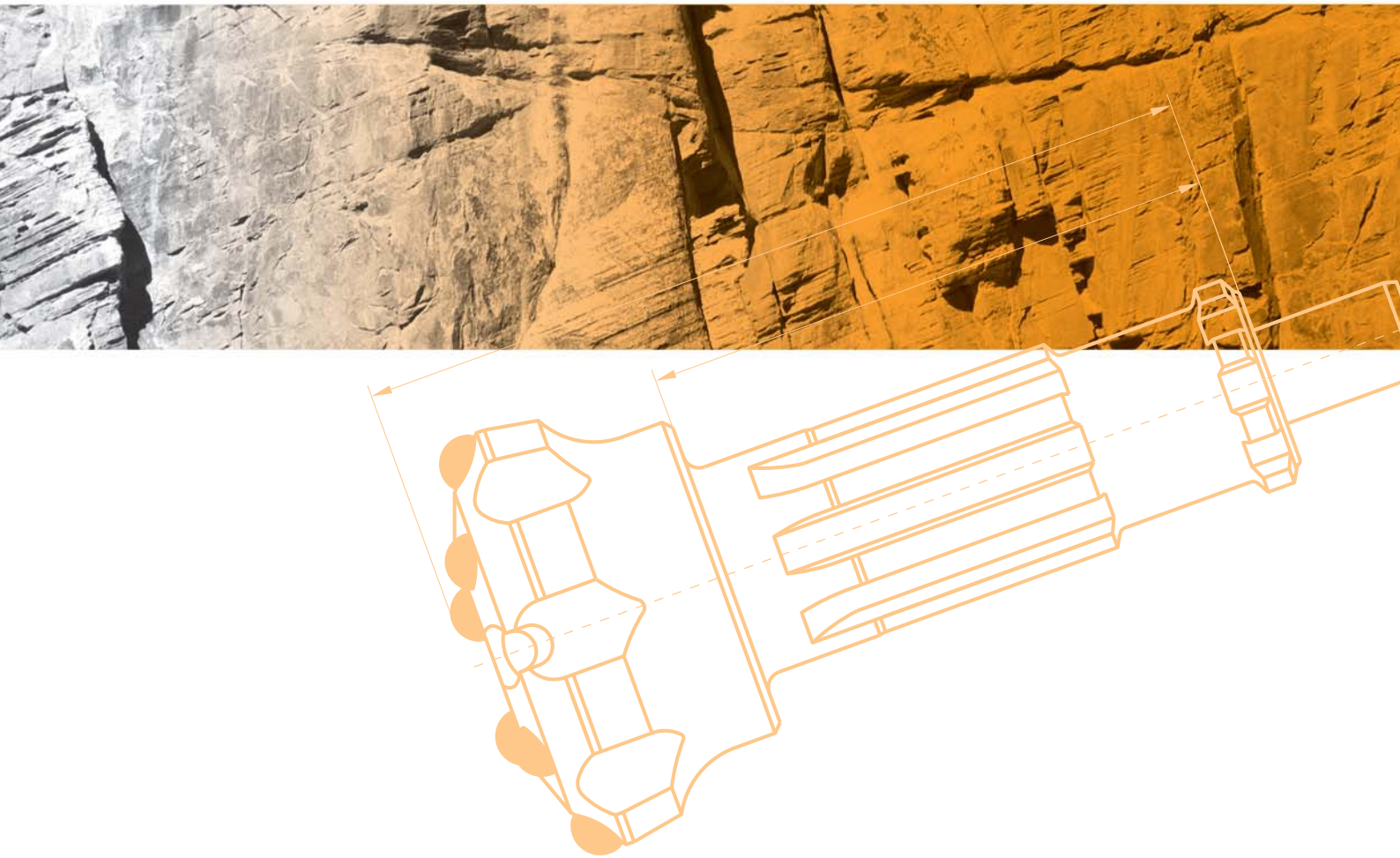

DTH Drilling Tools

– Hammers	Page	2-13
– Drill Bits	Page	14-22
– Drill Pipes	Page	23-24
– Drilling Equipment	Page	25

Gonar DTH Hammer
GON 350

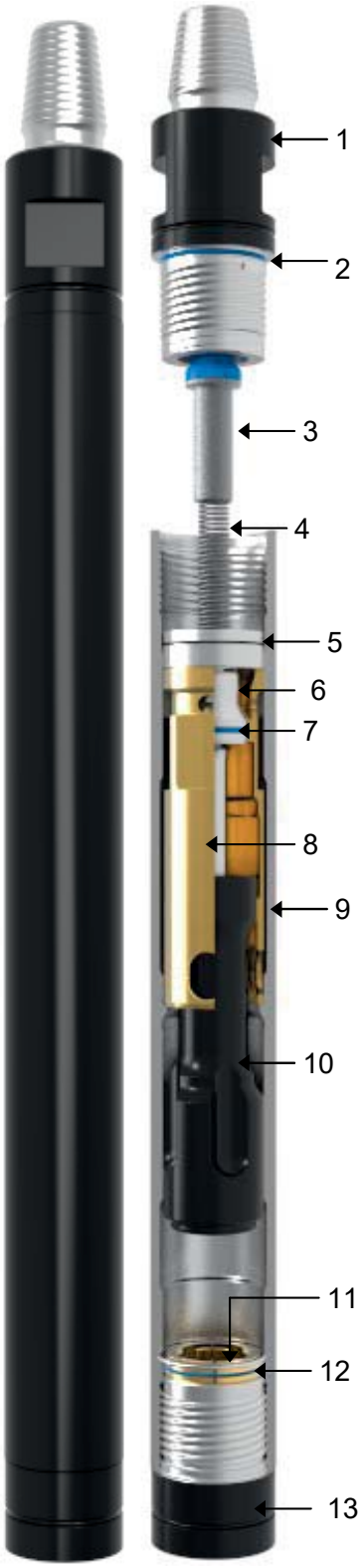

Hammer Specifications	
Part Number	**DTH350305238REG**
Shank	IR 3,5 / DHD 3,5 / 305
Pipe connector thread	2 3/8" API Reg PIN
Hammer size	3,5"
Weight	24,8 kg
Outside diameter	85 mm
Make up length	810 mm
Recommended minimum thrust	150 kg (330 Lbs)
Recommended maximum thrust	300 kg (660 Lbs)
Recommended tube diameter	70 - 90 mm
Drilling diameter	95 - 115 mm
Air pressure	7 - 25 bar
Flat size	64 mm
Casing	940x130x90 mm

Part List			
Item	**Description**	**Part Number**	**Quantity**
1	Top Adaptor	CZDTH350D35238REG-05	1
2	O-ring	CZ7810011264	1
3	NRV	CZDTH350D35238-04	1
4	NRV Spring	CZ2357003456	1
5	Disc Spring	CZ2357010512	2
6	Air Distributor	CZDTH350D35238-03	1
7	O-ring	CZ7813577763	1
8	Liner	CZDTH350D35238-02	1
9	Cylinder	CZDTH350D35238-07	1
10	Piston	CZDTH350D35238-01	1
11	Snap ring	CZDTH350D35238-10	1
12	BRR	CZDTH350305238-09	1
13	Chuck	CZDTH350305238-06	1
14	Footvalve	CZDH000R305	1

Spares Kits		
Kit Name	**Items** (Qty x Item)	**Kit Number**
Service Kit (SK)	2x2, 2x4, 2x5, 2x7, 1x11	CZDTH350D35238REGSK01
Repair Kit (RK)	1x2,1x3, 1x4, 2x5, 2x7, 1x11, 1x12, 1x13	CZDTH350305238REGRK01
Life Kit (LK)	1x1,1x2, 2x5, 2x7, 1x9, 1x11, 1x13	CZDTH350305238REGLK01

Gonar DTH Hammer
GON 350

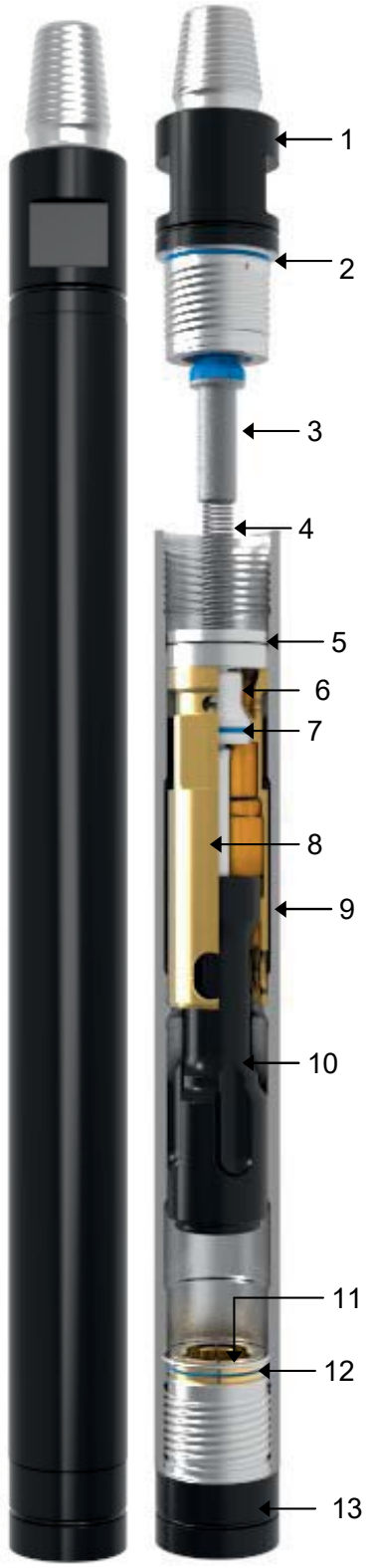

Hammer Specifications	
Part Number	**DTH350D35238REG**
Shank	MD 3,5 / D35
Pipe connector thread	2 3/8" API Reg PIN
Hammer size	3,5"
Weight	24,4 kg
Outside diameter	85 mm
Make up length	810 mm
Recommended minimum thrust	150 kg (330 Lbs)
Recommended maximum thrust	300 kg (660 Lbs)
Recommended tube diameter	70 - 90 mm
Drilling diameter	95 - 115 mm
Air pressure	7 - 25 bar
Flat size	64 mm
Casing	940x130x90 mm

Part List			
Item	**Description**	**Part Number**	**Quantity**
1	Top Adaptor	CZDTH350D35238REG-05	1
2	O-ring	CZ7810011264	1
3	NRV	CZDTH350D35238-04	1
4	NRV Spring	CZ2357003456	1
5	Disc Spring	CZ2357010512	2
6	Air Distributor	CZDTH350D35238-03	1
7	O-ring	CZ7813577763	1
8	Liner	CZDTH350D35238-02	1
9	Cylinder	CZDTH350D35238-07	1
10	Piston	CZDTH350D35238-01	1
11	Snap ring	CZDTH350D35238-10	1
12	BRR	CZDTH350D35238-09	1
13	Chuck	CZDTH350D35238-06	1
14	Footvalve	CZDH000R305	1

Spares Kits		
Kit Name	**Items** (Qty x Item)	**Kit Number**
Service Kit (SK)	2x2, 2x4, 2x5, 2x7, 1x11	CZDTH350D35238REGSK01
Repair Kit (RK)	1x2,1x3, 1x4, 2x5, 2x7, 1x11, 1x12, 1x13	CZDTH350D35238REGRK01
Life Kit (LK)	1x1,1x2, 2x5, 2x7, 1x9, 1x11, 1x13	CZDTH350D35238REGLK01

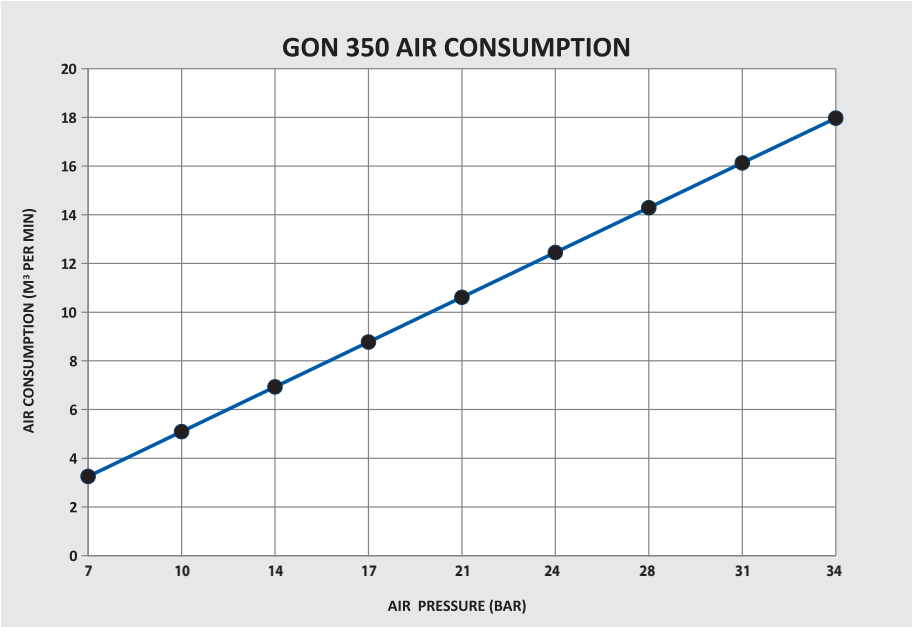

Suitable for operation at air pressures of 100–360 psi (7 – 25 bar).

The hammer can be tuned to increase flushing during the hammer cycle by changing the choke.

Please note that tuning will increase air consumption and reduce the cycle frequency, strike energy and reduced penetration rate of the hammer. However this can be improved by increasing the air pressure.

Recommended rotation torque:
95mm dia bit - 40 Kg/m
115mm dia bit - 85 Kg/m

Hammer make-up torque 415-484 Kg/m (3,000-3,500 ft-lbs)
Cylinder clamping locations for stripping and build 75-175mm from ends of cylinder

Recommended Lubrication ISO220 Rock drill oil			
Make	**Ambient temperature**		
	<10˚C	**10-32˚C**	**>32˚C**
BP	Energol RD E 100	Maccurat D220	Maccurat D220
Castrol	RD 100	RD 150	RD 150
Chevron	Vistac ISO 220	Vistac ISO 220	Vistac ISO 220
Mobil	Almo 527	Almo 529	Vactra Oil No.4
Shell	Torcula 100	Tonna 220	Tonna 220
Sunoco	Oil 100	Waylube 1190	Waylube 1190
Texaco	Aries 100	Way lubricant X220	Way lubricant X220
Recommended supply rate 0.066 Litres per hour per $1m^3$ E.g. $^1/_3$ pint / hour / 100cfm or 1 L / hour / $14m^3$			

Recommended Rotation Speed					
Pen Rate m/Hour	**10**	**20**	**30**	**40**	**50**
Bit Dia	**RPM**				
95	15	25	36	48	61
100	15	24	36	48	59
105	15	24	35	47	58
110	15	24	34	46	57
115	14	23	34	45	56

Gonar DTH Hammer
GON 400

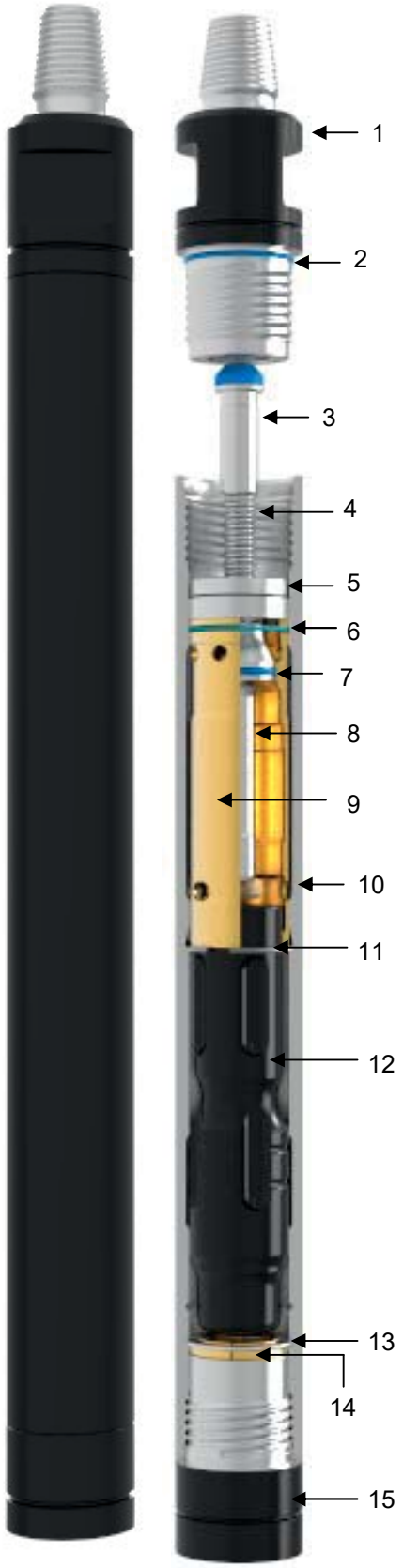

Hammer Specifications	
Part Number	**DTH400340238REG**
Shank	DHD 340A / 340
Pipe connector thread	2 $^{3}/_{8}$" API Reg PIN
Hammer size	4"
Weight	40,8 kg
Outside diameter	99 mm
Make up length	954 mm
Recommended minimum thrust	250 kg (550 Lbs)
Recommended maximum thrust	500 kg (1000 Lbs)
Recommended tube diameter	76 - 90 mm
Drilling diameter	110 - 140 mm
Air pressure	7 - 30 bar
Flat size	65 mm
Casing	1075x150x115 mm

Part List			
Item	**Description**	**Part Number**	**Quantity**
1	Top Adaptor	CZDTH400D40238REG-05	1
2	O-ring	CZ7810100995	1
3	NRV	CZDTH400D40238-04	1
4	NRV Spring	CZ2357003455	1
5	Disc Spring	CZ2357010514	3
6	O-ring	CZ7810014813	1
7	O-ring	CZ7810100994	1
8	Air Distributor	CZDTH400D40238-03	1
9	Liner	CZDTH400D40238-02	1
10	Cylinder	CZDTH400D40238-071	1
11	Square snap ring	CZDTH400D40238-012	1
12	Piston	CZDTH400340238-01	1
13	Snap ring	CZDTH400D40238-11	1
14	BRR	CZDTH400340238-09	1
15	Chuck	CZDTH400340238-06	1
16	Footvalve	CZDH000R340	1

Spares Kits		
Kit Name	**Items** (Qty x Item)	**Kit Number**
Service Kit (SK)	2x2, 2x4, 3x5, 2x6, 1x7, 1x11, 1x13	CZDTH400D40238REGSK01
Repair Kit (RK)	1x2, 1x3, 2x4, 3x5, 1x6, 2x7, 1x11, 1x13, 1x14, 1x15	CZDTH400340238REGRK01
Life Kit (LK)	1x1, 1x2, 3x5,1x6, 2x7, 1x10, 1x11, 1x13, 1x15	CZDTH400340238REGLK01

Gonar DTH Hammer
GON 400

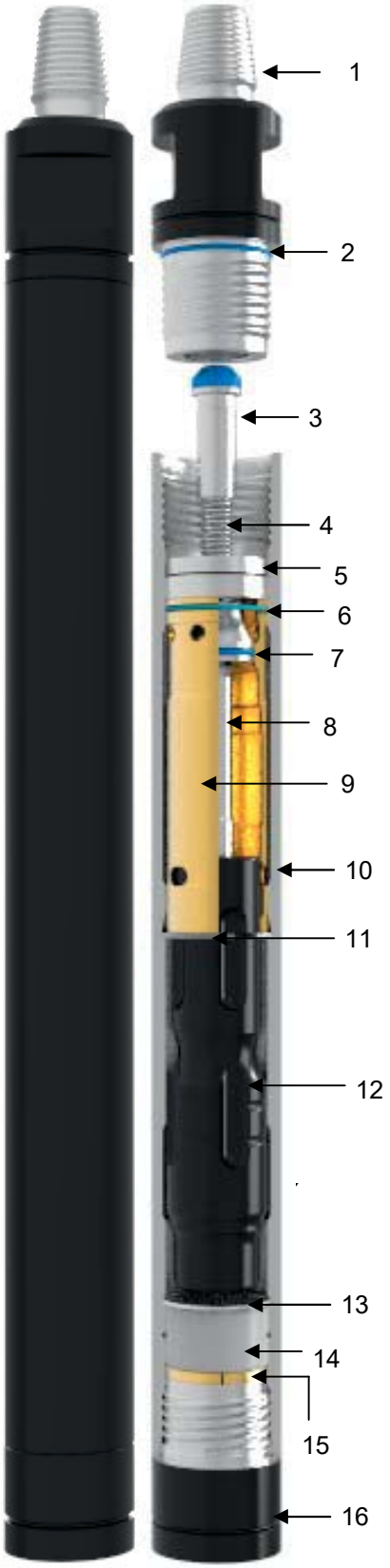

Hammer Specifications	
Part Number	**DTH400D40238REG**
Shank	TD 40 / D40
Pipe connector thread	2 3/8" API Reg PIN
Hammer size	4"
Weight	40,3 kg
Outside diameter	99 mm
Make up length	954 mm
Recommended minimum thrust	250 kg (550 Lbs)
Recommended maximum thrust	500 kg (1000 Lbs)
Recommended tube diameter	76 - 90 mm
Drilling diameter	110 - 140 mm
Air pressure	7 - 30 bar
Flat size	65 mm
Casing	1075x150x115 mm

Part List			
Item	**Description**	**Part Number**	**Quantity**
1	Top Adaptor	CZDTH400D40238REG-05	1
2	O-ring	CZ7810100995	1
3	NRV	CZDTH400D40238-04	1
4	NRV Spring	CZ2357003455	1
5	Disc Spring	CZ2357010514	3
6	O-ring	CZ7810014813	1
7	O-ring	CZ7810100994	1
8	Air Distributor	CZDTH400D40238-03	1
9	Liner	CZDTH400D40238-02	1
10	Cylinder	CZDTH400D40238-071	1
11	Square snap ring	CZDTH400D40238-12	1
12	Piston	CZDTH400D40238-01	1
13	Snap ring	CZDTH400D40238-11	1
14	Guide Bush	CZDTH400D40238-10	1
15	BRR	CZDTH400D40238-09	1
16	Chuck	CZDTH400D40238-06	1
17	Footvalve	CZDH000RTD40	1

Spares Kits		
Kit Name	**Items** (Qty x Item)	**Kit Number**
Service Kit (SK)	2x2, 2x4, 3x5, 2x6, 1x7, 1x11, 1x13	CZDTH400D40238REGSK01
Repair Kit (RK)	1x2, 1x3, 2x4, 3x5, 1x6, 2x7, 1x11, 1x13, 1x15, 1x16	CZDTH400D40238REGRK01
Life Kit (LK)	1x1, 1x2, 3x5, 1x6, 2x7, 1x10, 1x11, 1x13, 1x16	CZDTH400D40238REGLK01

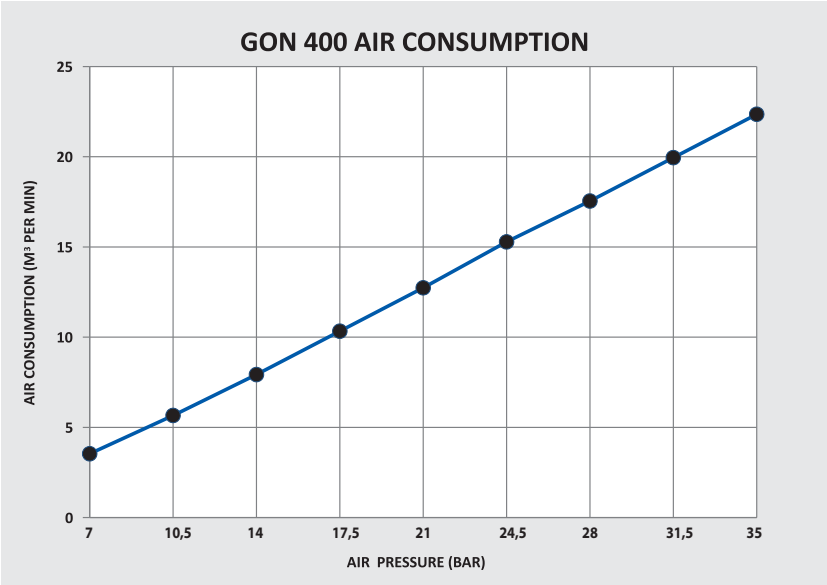

Suitable for operation at air pressures of 100–435 psi (7 – 30 bar).

The hammer can be tuned to increase flushing during the hammer cycle by changing the choke.

Please note that tuning will increase air consumption and reduce the cycle frequency, strike energy and reduced penetration rate of the hammer. However this can be improved by increasing the air pressure.

Recommended rotation torque:
110mm dia bit - 60 Kg/m
140mm dia bit - 200 Kg/m

Hammer make-up torque 480-500 Kg/m (3,000-4,000 ft-lbs)
Cylinder clamping locations for stripping and build 100-200mm from ends of cylinder

Recommended Lubrication ISO220 Rock drill oil			
Make	**Ambient temperature**		
	<10˚C	**10-32˚C**	**>32˚C**
BP	Energol RD E 100	Maccurat D220	Maccurat D220
Castrol	RD 100	RD 150	RD 150
Chevron	Vistac ISO 220	Vistac ISO 220	Vistac ISO 220
Mobil	Almo 527	Almo 529	Vactra Oil No.4
Shell	Torcula 100	Tonna 220	Tonna 220
Sunoco	Oil 100	Waylube 1190	Waylube 1190
Texaco	Aries 100	Way lubricant X220	Way lubricant X220
Recommended supply rate 0.066 Litres per hour per 1m³ E.g. $^1/_3$ pint / hour / 100cfm or 1 L / hour / 14m³			

Recommended Rotation Speed					
Pen Rate m/Hour	**10**	**20**	**30**	**40**	**50**
Bit Dia	**RPM**				
110	15	24	34	46	57
115	14	23	34	45	56
120	14	23	33	44	55
125	13	23	33	43	54
127	13	22	32	42	53
130	13	22	31	41	52
135	13	21	31	41	51
140	12	21	30	40	50

Gonar DTH Hammer
GON 500

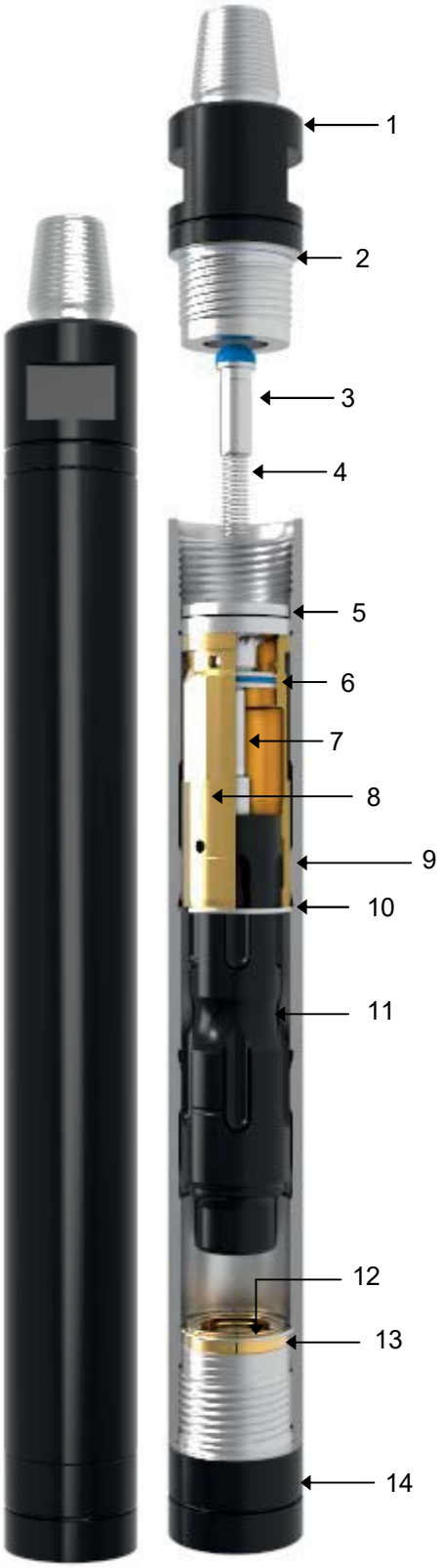

Hammer Specifications	
Part Number	**DTH500350312REG**
Shank	DHD 350 / 350
Pipe connector thread	3 $^1/_2$" API Reg PIN
Hammer size	5"
Weight	76 kg
Outside diameter	126 mm
Make up length	1074 mm
Recommended minimum thrust	400 kg (880 Lbs)
Recommended maximum thrust	900 kg (1980 Lbs)
Recommended tube diameter	76 - 114 mm
Drilling diameter	140 - 165 mm
Air pressure	7 - 30 bar
Flat size	96 mm
Casing	1240x210x310 mm

Part List			
Item	**Description**	**Part Number**	**Quantity**
1	Top Adaptor	CZDTH500350312REG-051	1
2	O-ring	CZ7810011265	1
3	NRV	CZDTH400D40238-04	1
4	NRV Spring	CZ2357003455	1
5	Disc Spring	CZ2357010515	2
6	O-ring	CZ7810014813	1
7	Air Distributor	CZDTH500350312-03	1
8	Liner	CZDTH500350312-02	1
9	Cylinder	CZDTH500350312-071	1
10	Square Snap Ring	CZDTH500350312-111	1
11	Piston	CZDTH500350312-01	1
12	Round Snap Ring	CZDTH500350312-10	1
13	BRR	CZDTH500350312-09	1
14	Chuck	CZDTH500350312-061	1
15	Footvalve	CZDH000R350	1

Spares Kits		
Kit Name	**Items** (Qty x Item)	**Kit Number**
Service Kit (SK)	2x2, 2x4, 2x5, 2x6, 1x10, 2x12	CZDTH500350312REGSK02
Repair Kit (RK)	1x2,1x3, 2x4, 2x5, 2x6, 1x10, 2x12, 1x13, 1x14	CZDTH500350312REGRK02
Life Kit (LK)	1x1, 1x2, 2x6, 1x9, 1x10, 2x12, 1x14	CZDTH500350312REGLK02

Gonar DTH Hammer
GON 500

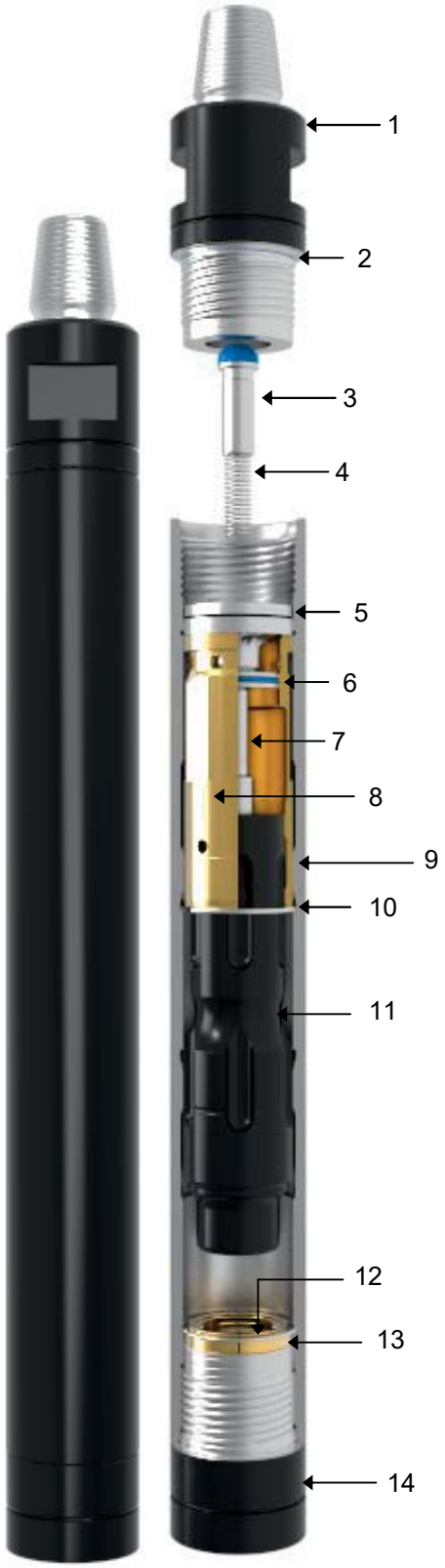

Hammer Specifications	
Part Number	**DTH500QL5312REG**
Shank	QL50 / QL5
Pipe connector thread	3 $^{1}/_{2}$" API Reg PIN
Hammer size	5"
Weight	74,3 kg
Outside diameter	126 mm
Make up length	1053 mm
Recommended minimum thrust	400 kg (880 Lbs)
Recommended maximum thrust	900 kg (1980 Lbs)
Recommended tube diameter	76 - 114 mm
Drilling diameter	140 - 165 mm
Air pressure	7 - 30 bar
Flat size	96 mm
Casing	1240x210x310 mm

Part List			
Item	**Description**	**Part Number**	**Quantity**
1	Top Adaptor	CZDTH500350312REG-051	1
2	O-ring	CZ7810011265	1
3	NRV	CZDTH400D40238-04	1
4	NRV Spring	CZ2357003455	1
5	Disc Spring	CZ2357010515	2
6	O-ring	CZ7810014813	1
7	Air Distributor	CZDTH500350312-03	1
8	Liner	CZDTH500350312-02	1
9	Cylinder	CZDTH500350312-071	1
10	Square Snap Ring	CZDTH500350312-111	1
11	Piston	CZDTH500QL5312-01	1
12	Round Snap Ring	CZDTH500350312-10	1
13	BRR	CZDTH500QL5312-09	1
14	Chuck	CZDTH500QL5312-061	1
15	Footvalve	CZDH000RQL5	1

Spares Kits		
Kit Name	**Items** (Qty x Item)	**Kit Number**
Service Kit (SK)	2x2, 2x4, 2x5, 2x6, 1x10, 2x12	CZDTH500350312REGSK02
Repair Kit (RK)	1x2,1x3, 2x4, 2x5, 2x6, 1x10, 2x12, 1x13, 1x14	CZDTH500QL5312REGRK02
Life Kit (LK)	1x1, 1x2, 2x6, 1x9, 1x10, 2x12, 1x14	CZDTH500QL5312REGLK02

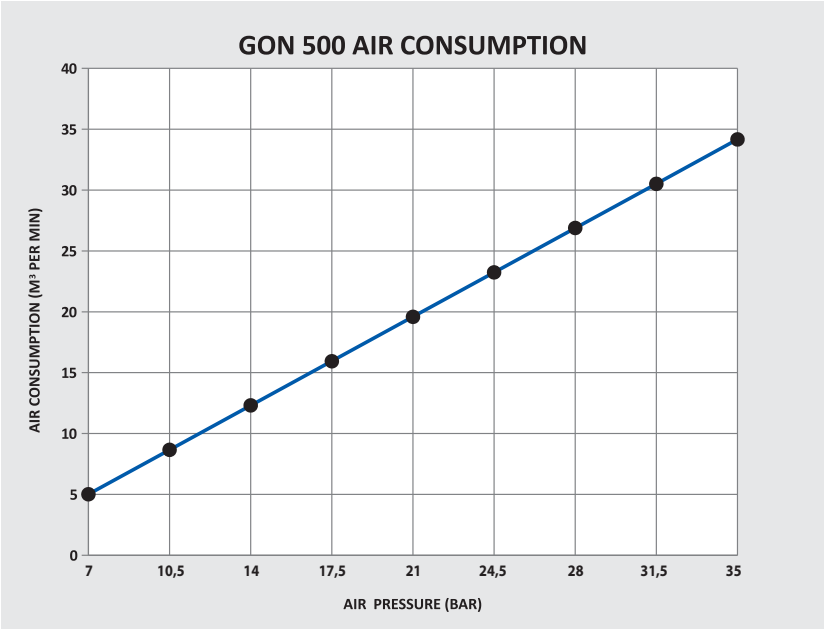

Suitable for operation at air pressures of 100–435 psi (7 – 30 bar).

The hammer can be tuned to increase flushing during the hammer cycle by changing the choke.

Please note that tuning will increase air consumption and reduce the cycle frequency, strike energy and reduced penetration rate of the hammer. However this can be improved by increasing the air pressure.

Recommended rotation torque:
150mm dia bit - 230 Kg/m
165mm dia bit - 250 Kg/m

Hammer make-up torque 760-830 Kg/m
Cylinder clamping locations for stripping and build 110-210mm from ends of cylinder

Recommended Lubrication ISO220 Rock drill oil			
Make	**Ambient temperature**		
	<10˚C	**10-32˚C**	**>32˚C**
BP	Energol RD E 100	Maccurat D220	Maccurat D220
Castrol	RD 100	RD 150	RD 150
Chevron	Vistac ISO 220	Vistac ISO 220	Vistac ISO 220
Mobil	Almo 527	Almo 529	Vactra Oil No.4
Shell	Torcula 100	Tonna 220	Tonna 220
Sunoco	Oil 100	Waylube 1190	Waylube 1190
Texaco	Aries 100	Way lubricant X220	Way lubricant X220
Recommended supply rate 0.066 Litres per hour per 1m³ E.g. $^1/_3$ pint / hour / 100cfm or 1 L / hour / 14m³			

Recommended Rotation Speed					
Pen Rate m/Hour	**10**	**20**	**30**	**40**	**50**
Bit Dia	**RPM**				
140	12	21	30	40	50
145	12	20	30	39	50
150	12	20	29	39	49
155	12	19	28	38	48
160	11	19	28	37	47
165	11	18	27	35	46

Gonar DTH Hammer
GON 600

Hammer Specifications	
Part Number	**DTH600360312REG**
Shank	DHD 360 / 360
Pipe connector thread	3 1/2" API Reg PIN
Hammer size	6"
Weight	91,9 kg
Outside diameter	140 mm
Make up length	1086 mm
Recommended minimum thrust	500 kg (1100 Lbs)
Recommended maximum thrust	1500 kg (3300 Lbs)
Recommended tube diameter	102 - 114 mm
Drilling diameter	152 - 220 mm
Air pressure	7 - 30 bar
Flat size	96 mm
Casing	1252x220x330 mm

Part List			
Item	**Description**	**Part Number**	**Quantity**
1	Top Adaptor	CZDTH600QL6312REG-05	1
2	O-ring	CZ7810320620	1
3	NRV	CZDTH400D40238-04	1
4	NRV Spring	CZ2357003455	1
5	Disc Spring	CZ2357010516	3
6	O-ring	CZ7810320619	1
7	Air Distributor	CZDTH600QL6312-03	1
8	Liner	CZDTH600QL6312-02	1
9	Cylinder	CZDTH600360312-07	1
10	Square Snap Ring	CZDTH600QL6312-12	1
11	Piston	CZDTH600360312-01	1
12	Round Snap Ring	CZDTH600QL6312-11	1
13	Guide Bush	CZDTH600360312-10	1
14	BRR	CZDTH600360312-09	1
15	Chuck	CZDTH600360312-06	1
16	Footvalve	CZDH000R360	1

Spares Kits		
Kit Name	**Items** (Qty x Item)	**Kit Number**
Service Kit (SK)	2x2, 2x4, 3x5, 2x6, 1x10, 2x12	CZDTH600QL6312REGSK01
Repair Kit (RK)	1x2,1x3, 2x4, 3x5, 2x6, 1x10, 2x12, 1x14, 1x15	CZDTH600360312REGRK01
Life Kit (LK)	1x1, 1x2, 2x6, 1x9, 1x10, 2x12, 1x15	CZDTH600360312REGLK01

Gonar DTH Hammer
GON 600

Hammer Specifications	
Part Number	**DTH600QL6312REG**
Shank	QL60 / QL6
Pipe connector thread	3 $^1/_2$" API Reg PIN
Hammer size	6"
Weight	87,8 kg
Outside diameter	140 mm
Make up length	1035 mm
Recommended minimum thrust	500 kg (1100 Lbs)
Recommended maximum thrust	1500 kg (3300 Lbs)
Recommended tube diameter	102 - 114 mm
Drilling diameter	152 - 220 mm
Air pressure	7 - 30 bar
Flat size	96 mm
Casing	1252x220x330 mm

Part List			
Item	**Description**	**Part Number**	**Quantity**
1	Top Adaptor	CZDTH600QL6312REG-05	1
2	O-ring	CZ7810320620	1
3	NRV	CZDTH400D40238-04	1
4	NRV Spring	CZ2357003455	1
5	Disc Spring	CZ2357010516	3
6	O-ring	CZ7810320619	1
7	Air Distributor	CZDTH600QL6312-03	1
8	Liner	CZDTH600QL6312-02	1
9	Cylinder	CZDTH600QL6312-07	1
10	Square Snap Ring	CZDTH600QL6312-12	1
11	Piston	CZDTH600QL6312-01	1
12	Round Snap Ring	CZDTH600QL6312-11	1
13	Guide Bush	CZDTH600QL6312-10	1
14	BRR	CZDTH600QL6312-09	1
15	Chuck	CZDTH600QL6312-06	1
16	Footvalve	CZDH000RQL6	1

Spares Kits		
Kit Name	**Items** (Qty x Item)	**Kit Number**
Service Kit (SK)	2x2, 2x4, 3x5, 2x6, 1x10, 2x12	CZDTH600QL6312REGSK01
Repair Kit (RK)	1x2,1x3, 2x4, 3x5, 2x6, 1x10, 2x12, 1x14, 1x15	CZDTH600QL6312REGRK01
Life Kit (LK)	1x1, 1x2, 2x6, 1x9, 1x10, 2x12, 1x15	CZDTH600QL6312REGLK01

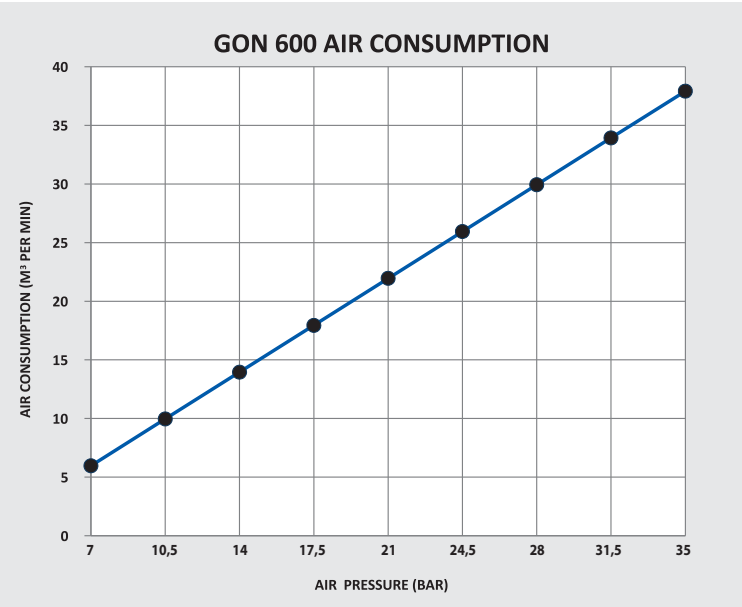

Suitable for operation at air pressures of 100–435 psi (7 – 30 bar).

The hammer can be tuned to increase flushing during the hammer cycle by changing the choke.

Please note that tuning will increase air consumption and reduce the cycle frequency, strike energy and reduced penetration rate of the hammer. However this can be improved by increasing the air pressure.

Recommended rotation torque:
152mm dia bit - 230 Kg/m
203mm dia bit - 300 Kg/m

Hammer make-up torque 1,245-1,390 Kg/m
Cylinder clamping locations for stripping and build 150-250mm from ends of cylinder

Recommended Lubrication ISO220 Rock drill oil			
Make	**Ambient temperature**		
	<10˚C	**10-32˚C**	**>32˚C**
BP	Energol RD E 100	Maccurat D220	Maccurat D220
Castrol	RD 100	RD 150	RD 150
Chevron	Vistac ISO 220	Vistac ISO 220	Vistac ISO 220
Mobil	Almo 527	Almo 529	Vactra Oil No.4
Shell	Torcula 100	Tonna 220	Tonna 220
Sunoco	Oil 100	Waylube 1190	Waylube 1190
Texaco	Aries 100	Way lubricant X220	Way lubricant X220
Recommended supply rate 0.066 Litres per hour per 1m³ E.g. $^1/_3$ pint / hour / 100cfm or 1 L / hour / 14m³			

Recommended Rotation Speed					
Pen Rate m/Hour	**10**	**20**	**30**	**40**	**50**
Bit Dia	**RPM**				
150	12	20	29	39	49
155	12	19	28	38	48
160	11	19	28	37	47
165	11	18	27	35	46
170	11	17	27	35	45
175	11	17	26	34	44
180	10	17	25	33	43
185	10	16	25	33	42
190	10	16	24	32	41
195	10	16	23	31	40
200	9	15	22	30	39
203	9	15	22	30	38

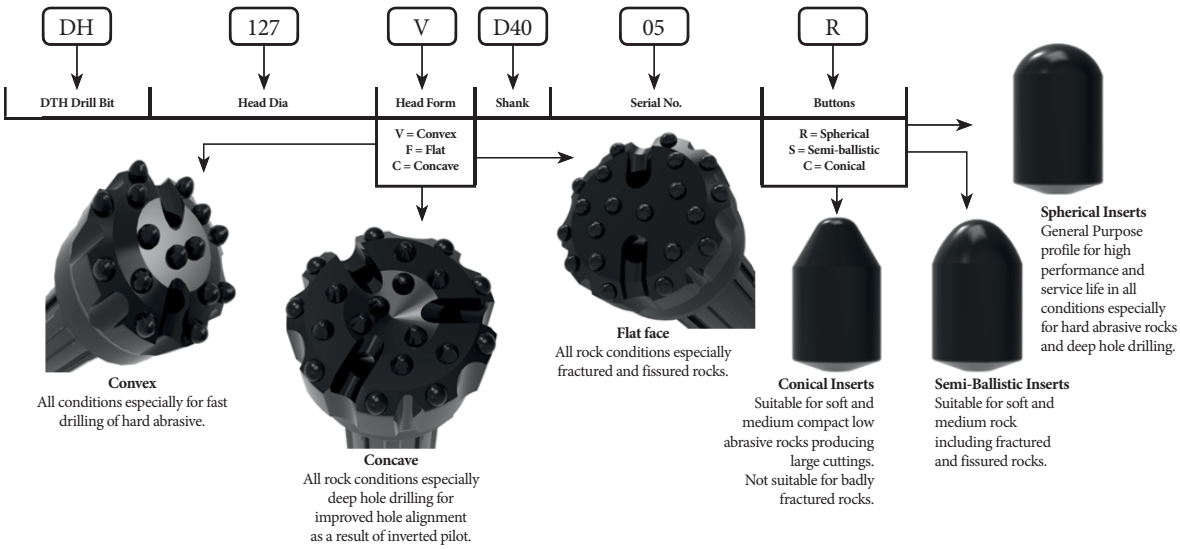

Shank Designation	V mm	L mm	No. of Splines	Shank equivalents
IR 3.5				
	58,5	181	8	GON 350 (305 Shank) IR 3.5 DHD 3.5
MD 3.5				
	58,5	181	8	GON 350 (D35 Shank) MD 3.5
DHD 340				
	45	210	8	GON 400 (340 Shank) DHD 340A DHD 4 COP 44
TD 40				
	57	209	12	GON 400 (D40 Shank) TD 40 COP 44 G QLX 40
DHD 350				
	64	261	8	GON 500 (350 Shank) DHD 350 R DHD 5 COP 54
QL 50				
	52,5	240	12	GON 500 (QL5 Shank) QL 50 COP 54 GE TD 50
DHD 360				
	51	306	8	GON 600 (360 Shank) DHD 360 DHD 6 COP 64
QL 60				
	60	254	12	GON 600 (QL6 Shank) QL 60 TD 60 / 65 / 70 COP 64 G

Head design	Diameter		Buttons (mm)		Flushing holes	Weight (kg)	Part No.	Shank
			Gauge	Front				
	mm	inch	No x Size	No x Size				
IR 3.5								
CONVEX	90	3 9/16	8x12 Conical	7x12 Conical	2	4.4	DH090V30505C*	IR 3.5 (305)
CONVEX	90	3 9/16	6x11 Semi-ballistic	7x11 Semi-ballistic	2	4	DH090V30525S*	
CONVEX	92	3 5/8	8x12 Conical	7x12 Conical	2	4.5	DH092V30505C*	
CONVEX	92	3 5/8	8x12 Semi-ballistic	7x12 Semi-ballistic	2	4.5	DH092V30505S*	
FLAT FACE	95	3 3/4	8x12 Spherical	6x12 Spherical	2	4.9	DH095F30505R	
CONVEX	95	3 3/4	8x12 Conical	7x12 Conical	2	4.6	DH095V30505C	
CONVEX	95	3 3/4	8x12 Semi-ballistic	7x12 Semi-ballistic	2	5.1	DH095V30505S	
FLAT FACE	100	3 15/16	8x12 Spherical	7x12 Spherical	2	5.1	DH100F30505R	
CONVEX	100	3 15/16	8x12 Semi-ballistic	7x12 Semi-ballistic	2	4.8	DH100V30505S	
CONVEX	100	3 15/16	8x12 Conical	7x12 Conical	2	4.7	DH100V30505C	
CONCAVE	105	4 1/8	8x14 Semi-ballistic	6x13 Semi-ballistic	2	5.5	DH105C30505S	
CONVEX	105	4 1/8	8x12 Conical	7x12 Conical	2	5	DH105V30505C	

*** Not suitable for GON HAMMERS**

Head design	Diameter		Buttons (mm)		Flushing holes	Weight (kg)	Part No.	Shank
			Gauge	Front				
	mm	inch	No x Size	No x Size				
MD 3.5								
CONVEX	92	3 5/8	8x12 Conical	6x12 Conical	2	5	DH092VD3505C*	MD 3.5 (D35)
FLAT FACE	95	3 3/4	8x12 Spherical	6x12 Spherical	2	5.3	DH095FD3505R	
CONVEX	95	3 3/4	8x12 Conical	7x12 Conical	2	5	DH095VD3505C	
CONVEX	95	3 3/4	8x12 Semi-ballistic	6x12 Semi-ballistic	2	5.1	DH095VD3505S	
CONVEX	95	3 3/4	8x13 Conical	7x13 Conical	2	5.1	DH095VD3515C	
CONVEX	95	3 3/4	8x13 Semi-ballistic	7x13 Semi-ballistic	2	5.1	DH095VD3515S	
FLAT FACE	100	3 15/16	8x12 Spherical	7x12 Spherical	2	5	DH100FD3505R	
CONVEX	100	3 15/16	8x12 Conical	7x12 Conical	2	5.3	DH100VD3510C	
CONVEX	100	3 15/16	8x12 Conical	6x12 Conical	2	5.4	DH100VD3505C	
CONVEX	100	3 15/16	8x12 Conical	7x12 Conical	2	5.3	DH100VD3515C	
CONVEX	100	3 15/16	8x13 Semi-ballistic	7x13 Semi-ballistic	2	5.3	DH100VD3515S	
CONVEX	100	3 15/16	8x13 Semi-ballistic	7x13 Semi-ballistic	2	5.3	DH100VD3516S	
FLAT FACE	105	4 1/8	8x12 Spherical	7x12 Spherical	2	5.7	DH105FD3505R	
FLAT FACE	105	4 1/8	7x12 Spherical	8x12 Spherical	2	5.5	DH105FD3506R	
CONVEX	105	4 1/8	8x12 Conical	7x12 Conical	2	5.5	DH105VD3505C	
CONVEX	105	4 1/8	8x14 Semi-ballistic	7x13 Semi-ballistic	2	5.5	DH105VD3505S	
FLAT FACE	105	4 1/8	8x13 Spherical	7x13 Spherical	2	5.8	DH105FD3507R	

*** Not suitable for GON HAMMERS**

Head design	Diameter		Buttons (mm)		Flushing holes	Weight (kg)	Part No.	Shank
			Gauge	Front				
	mm	inch	No x Size	No x Size				
DHD 340								
CONCAVE	105	4 1/8	8x14 Conical	6x13 Conical	2	7.3	DH105C34005C*	DHD 340 (340)
CONVEX	105	4 1/8	8x12 Conical	7x12 Conical	2	7.8	DH105V34005C*	
CONVEX	105	4 1/8	8x13 Conical	7x13 Conical	2	8	DH105V34015C*	
FLAT FACE	110	4 3/8	8x13 Spherical	6x13 Spherical	2	8.5	DH110F34005R	
CONVEX	110	4 3/8	8x13 Semi-ballistic	7x13 Semi-ballistic	2	8.4	DH110V34005S	
CONVEX	110	4 3/8	8x13 Conical	7x13 Conical	2	8.4	DH110V34005C	
CONVEX	110	4 3/8	8x14 Semi-ballistic	6x14 Semi-ballistic	2	8.6	DH110V34025S	
FLAT FACE	110	4 3/8	8x14 Spherical	8x13 Spherical	2	9	DH110F34025R	
CONVEX	110	4 3/8	8x13 Conical	7x13 Conical	2	8.3	DH110V34026C	
FLAT FACE	115	4 1/2	8x13 Spherical	6x13 Spherical	2	9	DH115F34005R	
FLAT FACE	115	4 1/2	8x16 Spherical	6x13 Spherical	2	8.7	DH115F34015R	
CONVEX	115	4 1/2	8x14 Semi-ballistic	6x13 Semi-ballistic	2	8.5	DH115V34005S	
CONVEX	115	4 1/2	8x13 Conical	7x13 Conical	2	8.9	DH115V34005C	
CONVEX	115	4 1/2	8x13 Conical	8x13 Conical	2	8.5	DH115V34025C	
FLAT FACE	127	5	8x16 Spherical	7x14 Spherical	2	9.8	DH127F34005R	
CONVEX	127	5	8x16 Conical	8x14 Conical	2	9.8	DH127V34005C	
CONVEX	127	5	8x16 Semi-ballistic	8x14 Semi-ballistic	2	10.2	DH127V34005S	
CONVEX	127	5	8x14 Conical	8x13 Conical	2	9.3	DH127V34006C	
FLAT FACE	130	5 1/8	8x14 Spherical	10x13 Semi-ballistic	2	9.8	DH130F34026RS	

*** Not suitable for GON HAMMERS**

Head design	Diameter		Buttons (mm)		Flushing holes	Weight (kg)	Part No.	Shank
			Gauge	Front				
	mm	inch	No x Size	No x Size				
TD 40								
CONVEX	110	4 3/8	8x13 Conical	7x12 Conical	2	8.6	DH110VD4005C	**TD 40 (D40)**
FLAT FACE	115	4 1/2	8x16 Spherical	7x13 Spherical	2	9.6	DH115FD4008R	
FLAT FACE	115	4 1/2	8x16 Spherical	6x13 Spherical	2	9.4	DH115FD4007R	
FLAT FACE	115	4 1/2	8x16 Spherical	6x13 Semi-ballistic	2	9.4	DH115FD4007RS	
FLAT FACE	115	4 1/2	8x16 Spherical	7x13 Semi-ballistic	2	9.6	DH115FD4008RS	
CONVEX	115	4 1/2	8x13 Conical	7x12 Conical	2	9.3	DH115VD4015C	
CONVEX	127	5	8x16 Conical	8x14 Conical	2	9.4	DH127VD4005C	

Head design	Diameter		Buttons (mm)		Flushing holes	Weight (kg)	Part No.	Shank
			Gauge	Front				
	mm	inch	No x Size	No x Size				
QL 50								
FLAT FACE	130	5 1/8	8x16 Spherical	8x14 Spherical	2	14.4	DH130FQL526R*	QL 50 (QL5)
CONCAVE	140	5 1/2	8x16 Spherical	7x16 Spherical	2	16.3	DH140CQL515R	
FLAT FACE	140	5 1/2	8x16 Spherical	8x16 Spherical	2	16.1	DH140FQL525R	
CONVEX	140	5 1/2	9x18 Spherical	6x18 Semi-ballistic 3x16 Semi-ballistic	3	15	DH140VQL518RS	
CONCAVE	152	6	9x16 Spherical	6x16 Spherical 5x14 Spherical	3	17.5	DH152CQL525R	
CONCAVE	152	6	9x16 Spherical	6x16 Conical 5x14 Conical	3	17.6	DH152CQL525RC	
FLAT FACE	152	6	8x16 Spherical	8x16 Spherical	2	16.7	DH152FQL505R	
CONVEX	152	6	8x16 Semi-ballistic	8x16 Semi-ballistic	2	16.1	DH152VQL505S	

*** Not suitable for GON HAMMERS**

Head design	Diameter		Buttons (mm)		Flushing holes	Weight (kg)	Part No.	Shank
			Gauge	Front				
	mm	inch	No x Size	No x Size				
DHD 350								
FLAT FACE	140	5 1/2	8x16 Spherical	8x16 Spherical	2	16.8	DH140F35025R	**DHD 350 (350)**
CONCAVE	140	5 1/2	8x16 Spherical	7x16 Spherical	2	16.5	DH140C35025R	
CONVEX	140	5 1/2	8x16 Semi-ballistic	8x16 Semi-ballistic	2	15.9	DH140V35025S	
CONCAVE	152	6	9x16 Spherical	10x16 Conical	3	17.7	DH152C35025RC	
CONVEX	152	6	10x16 Semi-ballistic	10x16 Semi-ballistic	2	17.6	DH152V35025S	

Head design	Diameter		Buttons (mm)		Flushing holes	Weight (kg)	Part No.	Shank
			Gauge	Front				
	mm	inch	No x Size	No x Size				
QL 60								
CONCAVE	152	6	8x16 Spherical	8x16 Spherical	2	23.2	DH152CQL625R	QL 60 (QL6)
FLAT FACE	165	6 1/2	10x16 Spherical	10x16 Spherical	2	23.9	DH165FQL606R	
CONVEX	165	6 1/2	10x16 Semi-ballistic	10x16 Semi-ballistic	2	23.9	DH165VQL625S	
CONCAVE	165	6 1/2	9x18 Spherical	9x18 Spherical	3	24.4	DH165CQL605R	
FLAT FACE	171	6 3/4	10x18 Spherical	12x16 Spherical	2	24.9	DH171FQL605R	
CONCAVE	171	6 3/4	8x16 Spherical	10x16 Spherical	2	25.1	DH171CQL625R	
CONCAVE	190	7 1/2	10x16 Spherical	14x16 Spherical	2	31.7	DH190CQL625R	
CONCAVE	203	8	12x16 Spherical	19x16 Spherical	2	34.1	DH203CQL625R	

Head design	Diameter		Buttons (mm)		Flushing holes	Weight (kg)	Part No.	Shank
			Gauge	Front				
	mm	inch	No x Size	No x Size				
DHD 360								
CONCAVE	152	6	8x16 Spherical	9x16 Spherical	2	24.5	DH152C36025R	**DHD 360 (360)**
CONVEX	152	6	10x16 Semi-ballistic	10x16 Semi-ballistic	2	24.4	DH152V36025S	
CONVEX	171	6 3/4	9x18 Semi-ballistic	4x18 Semi-ballistic 6x16 Semi-ballistic	3	26.5	DH171V36025S	
CONCAVE	165	6 1/2	8x16 Spherical	10x16 Spherical	2	25.7	DH165C36025R	
CONCAVE	180	7	8x16 Spherical	10x16 Spherical	2	27.2	DH180C36025R	
CONCAVE	190	7 1/2	10x16 Spherical	14x16 Spherical	2	30.7	DH190C36025R	

DTH Drill Pipes

Diameter		Thread	Length			Section		Flats		Part No.
mm	inch		mm	ft	inch	mm	inch	mm	inch	
2 3/8" API REG										
76	3	2 3/8" API REG	1500	4	11 1/16	6.3	1/4	65	2 5/9	DHP076063238RE01500
76	3	2 3/8" API REG	2000	6	6 3/4	6.3	1/4	65	2 5/9	DHP076063238RE02000
76	3	2 3/8" API REG	3000	9	10	6.3	1/4	65	2 5/9	DHP076063238RE03000
76	3	2 3/8" API REG	4000	13	1 1/2	6.3	1/4	65	2 5/9	DHP076063238RE04000
76	3	2 3/8" API REG	5000	16	4 7/8	6.3	1/4	65	2 5/9	DHP076063238RE05000
76	3	2 3/8" API REG	6000	19	8 1/4	6.3	1/4	65	2 5/9	DHP076063238RE06000
76	3	2 3/8" API REG	4000	13	1 1/2	8.8	11/32	65	2 5/9	DHP076088238RE04000
76	3	2 3/8" API REG	5000	16	4 7/8	8.8	11/32	65	2 5/9	DHP076088238RE05000
76	3	2 3/8" API REG	6000	19	8 1/4	8.8	11/32	65	2 5/9	DHP076088238RE06000
89	3 1/2	2 3/8" API REG	1500	4	11 1/16	6.3	1/4	65	2 5/9	DHP089063238RE01500
89	3 1/2	2 3/8" API REG	2000	6	6 3/4	6.3	1/4	65	2 5/9	DHP089063238RE02000
89	3 1/2	2 3/8" API REG	3000	9	10	6.3	1/4	65	2 5/9	DHP089063238RE03000
89	3 1/2	2 3/8" API REG	4000	13	1 1/2	6.3	1/4	65	2 5/9	DHP089063238RE04000
89	3 1/2	2 3/8" API REG	5000	16	4 7/8	6.3	1/4	65	2 5/9	DHP089063238RE05000
89	3 1/2	2 3/8" API REG	6000	19	8 1/4	6.3	1/4	65	2 5/9	DHP089063238RE06000
89	3 1/2	2 3/8" API REG	4000	13	1 1/2	8.8	11/32	65	2 5/9	DHP089088238RE04000
89	3 1/2	2 3/8" API REG	5000	16	4 7/8	8.8	11/32	65	2 5/9	DHP089088238RE05000
89	3 1/2	2 3/8" API REG	6000	19	8 1/4	8.8	11/32	65	2 5/9	DHP089088238RE06000
2 3/8" API IF										
89	3 1/2	2 3/8" API IF	3000	9	10	6.3	1/4	65	2 5/9	DHP089063238IF03000
89	3 1/2	2 3/8" API IF	4000	13	1 1/2	6.3	1/4	65	2 5/9	DHP089063238IF04000
89	3 1/2	2 3/8" API IF	5000	16	4 7/8	6.3	1/4	65	2 5/9	DHP089063238IF05000
89	3 1/2	2 3/8" API IF	6000	19	8 1/4	6.3	1/4	65	2 5/9	DHP089063238IF06000
2 7/8" API IF										
114	4 1/2	2 7/8" API IF	4000	13	1 1/2	8.8	11/32	89	3 1/2	DHP114088278IF04000
114	4 1/2	2 7/8" API IF	5000	16	4 7/8	8.8	11/32	89	3 1/2	DHP114088278IF05000
114	4 1/2	2 7/8" API IF	6000	19	8 1/4	8.8	11/32	89	3 1/2	DHP114088278IF06000
3 1/2" API REG										
114	4 1/2	3 1/2" API REG	4000	13	1 1/2	6.3	1/4	89	3 1/2	DHP114063312RE04000
114	4 1/2	3 1/2" API REG	5000	16	4 7/8	6.3	1/4	89	3 1/2	DHP114063312RE05000
114	4 1/2	3 1/2" API REG	6000	19	8 1/4	6.3	1/4	89	3 1/2	DHP114063312RE06000
114	4 1/2	3 1/2" API REG	4000	13	1 1/2	8.8	11/32	89	3 1/2	DHP114088312RE04000
114	4 1/2	3 1/2" API REG	5000	16	4 7/8	8.8	11/32	89	3 1/2	DHP114088312RE05000
114	4 1/2	3 1/2" API REG	6000	19	8 1/4	8.8	11/32	89	3 1/2	DHP114088312RE06000
114	4 1/2	3 1/2" API REG	4000	13	1 1/2	12.5	1/2	89	3 1/2	DHP114125312RE04000
114	4 1/2	3 1/2" API REG	5000	16	4 7/8	12.5	1/2	89	3 1/2	DHP114125312RE05000
114	4 1/2	3 1/2" API REG	6000	19	8 1/4	12.5	1/2	89	3 1/2	DHP114125312RE06000



Diameter		Thread	Length			Section		Part No.
mm	inch		mm	ft	inch	mm	inch	
2 3/8" API REG								
76	3	2 3/8" API REG	1500	4	11 1/16	6.3	1/4	DHP076063238RE01501
76	3	2 3/8" API REG	2000	6	6 3/4	6.3	1/4	DHP076063238RE02001
76	3	2 3/8" API REG	3000	9	10	6.3	1/4	DHP076063238RE03001
76	3	2 3/8" API REG	4000	13	1 1/2	6.3	1/4	DHP076063238RE04001
76	3	2 3/8" API REG	5000	16	4 7/8	6.3	1/4	DHP076063238RE05001
76	3	2 3/8" API REG	6000	19	8 1/4	6.3	1/4	DHP076063238RE06001
76	3	2 3/8" API REG	4000	13	1 1/2	8.8	11/32	DHP076088238RE04001
76	3	2 3/8" API REG	5000	16	4 7/8	8.8	11/32	DHP076088238RE05001
76	3	2 3/8" API REG	6000	19	8 1/4	8.8	11/32	DHP076088238RE06001
89	3 1/2	2 3/8" API REG	1500	4	11 1/16	6.3	1/4	DHP089063238RE01501
89	3 1/2	2 3/8" API REG	2000	6	6 3/4	6.3	1/4	DHP089063238RE02001
89	3 1/2	2 3/8" API REG	3000	9	10	6.3	1/4	DHP089063238RE03001
89	3 1/2	2 3/8" API REG	4000	13	1 1/2	6.3	1/4	DHP089063238RE04001
89	3 1/2	2 3/8" API REG	5000	16	4 7/8	6.3	1/4	DHP089063238RE05001
89	3 1/2	2 3/8" API REG	6000	19	8 1/4	6.3	1/4	DHP089063238RE06001
89	3 1/2	2 3/8" API REG	4000	13	1 1/2	8.8	11/32	DHP089088238RE04001
89	3 1/2	2 3/8" API REG	5000	16	4 7/8	8.8	11/32	DHP089088238RE05001
89	3 1/2	2 3/8" API REG	6000	19	8 1/4	8.8	11/32	DHP089088238RE06001
2 3/8" API IF								
89	3 1/2	2 3/8" API IF	3000	9	10	6.3	1/4	DHP089063238IF03001
89	3 1/2	2 3/8" API IF	4000	13	1 1/2	6.3	1/4	DHP089063238IF04001
89	3 1/2	2 3/8" API IF	5000	16	4 7/8	6.3	1/4	DHP089063238IF05001
89	3 1/2	2 3/8" API IF	6000	19	8 1/4	6.3	1/4	DHP089063238IF06001
2 7/8" API IF								
114	4 1/2	2 7/8" API IF	4000	13	1 1/2	8.8	11/32	DHP114088278IF04001
114	4 1/2	2 7/8" API IF	5000	16	4 7/8	8.8	11/32	DHP114088278IF05001
114	4 1/2	2 7/8" API IF	6000	19	8 1/4	8.8	11/32	DHP114088278IF06001
3 1/2" API REG								
114	4 1/2	3 1/2" API REG	4000	13	1 1/2	6.3	1/4	DHP114063312RE04001
114	4 1/2	3 1/2" API REG	5000	16	4 7/8	6.3	1/4	DHP114063312RE05001
114	4 1/2	3 1/2" API REG	6000	19	8 1/4	6.3	1/4	DHP114063312RE06001
114	4 1/2	3 1/2" API REG	4000	13	1 1/2	8.8	11/32	DHP114088312RE04001
114	4 1/2	3 1/2" API REG	5000	16	4 7/8	8.8	11/32	DHP114088312RE05001
114	4 1/2	3 1/2" API REG	6000	19	8 1/4	8.8	11/32	DHP114088312RE06001
114	4 1/2	3 1/2" API REG	4000	13	1 1/2	12.5	1/2	DHP114125312RE04001
114	4 1/2	3 1/2" API REG	5000	16	4 7/8	12.5	1/2	DHP114125312RE05001
114	4 1/2	3 1/2" API REG	6000	19	8 1/4	12.5	1/2	DHP114125312RE06001

Thread		Diameter		Length		Flats		Part No.
A	B	mm	inch	mm	inch	mm	inch	
Pin / Pin								
2 3/8" API REG	2 3/8" API REG	76	3	60	8 17/64	65	2 9/16	DHE076238REP238REP0600

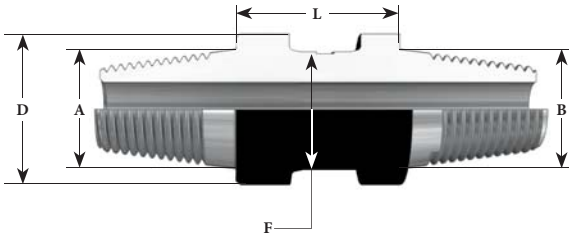

Box / Pin								
2 3/8" API REG	2 3/8" API REG	76	3	150	5 29/32	65	2 9/16	DHE076238REB238REP1500
2 3/8" API REG	2 3/8" API REG	76	3	230	9 1/16	65	2 9/16	DHE076238REB238REP2300
2 3/8" API REG	2 3/8" API REG	76	3	230	9 1/16	N/A		DHE076238REB238REP2301
2 3/8" API REG	2 3/8" API REG	76	3	305	12 1/64	65	2 9/16	DHE076238REB238REP3050
2 3/8" API REG	2 3/8" API IF	89	3 1/2	140	5 33/64	65	2 9/16	DHE089238REB238IFP1400
2 3/8" API REG	2 3/8" API REG	89	3 1/2	140	5 33/64	65	2 9/16	DHE089238REB238REP1400
2 3/8" API REG	2 3/8" API REG	89	3 1/2	220	8 21/32	65	2 9/16	DHE089238REB238REP2200
2 3/8" API REG	2 3/8" API REG	89	3 1/2	300	11 13/16	65	2 9/16	DHE089238REB238REP3000
3 1/2" API REG	2 7/8" API REG	114	4 31/64	440	17 21/64	N/A		DHE114312REB278REP4401
3 1/2" API REG	2 7/8" API REG	114	4 31/64	545	21 29/64	N/A		DHE114312REB278REP5451
3 1/2" API REG	2 3/8" API REG	114	4 31/64	160	6 19/64	89	3 1/2	DHE114312REB238REP1600
3 1/2" API REG	3 1/2" API REG	114	4 31/64	305	12 1/64	N/A		DHE114312REB312REP3051
2 3/8" API REG	3 1/2" API REG	114	4 31/64	120	4 23/32	95	3 47/64	DHE114238REB312REP1200
3 1/2" API REG	3 1/2" API REG	114	4 31/64	610	24 1/64	90	3 35/64	DHE114312REB312REP6100

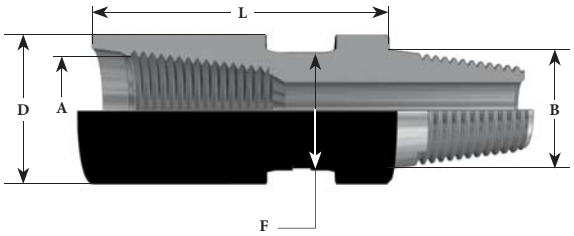

Box / Box								
2 3/8" API REG	2 3/8" API REG	76	3	240	9 29/64	65	2 9/16	DHE076238REB238REB2400
3 1/2" API REG	3 1/2" API REG	114	4 31/64	305	12 1/64	95	3 47/64	DHE114312REB312REB3050

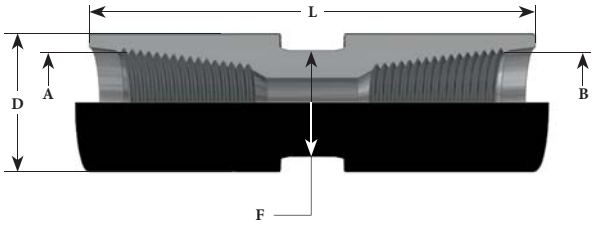

DTH DRILLING TOOLS

gonar

GONAR Co. Ltd., 109 Obroki Str., 40-833 Katowice, Poland

Phone: +48 32 207 12 00

Sales department – Phone: +48 32 207 12 16÷18, E-mail: marketing@gonar.com.pl

Export department – Phone: +48 32 207 12 90, E-mail: sales@gonar.com.pl

www.gonar.com.pl

PSI DELIVERING HEAVY-DUTY PERFORMANCE

PRADA SISTEMAS INDUSTRIALES S.L.U.

Pol. Ind. A Raña, Calle 7, Parcela 137
32300 O Barco de Valdeorras - Ourense
www.psisuministros.com Tel.: 988347052

n43-2024